


Vaginal Self-Collected Vaginal Swab

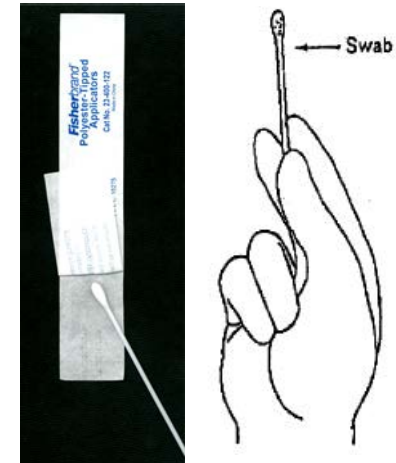
(To be collected even during menses)



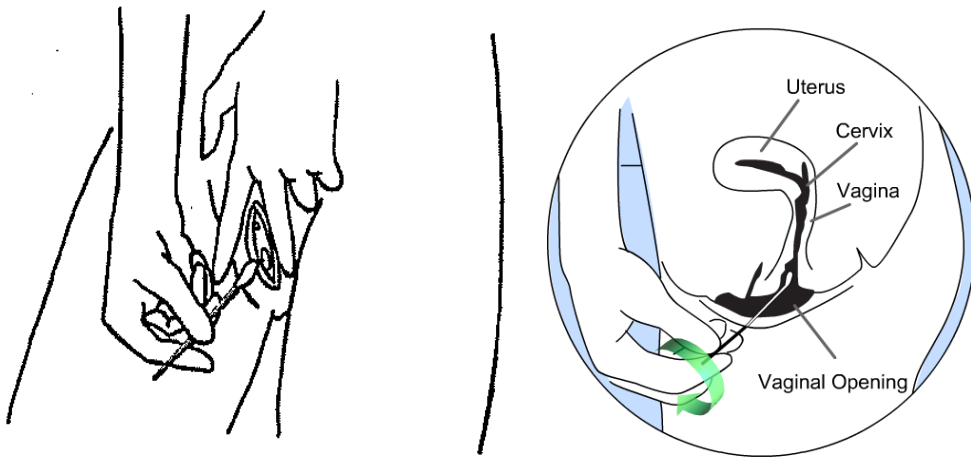
2) Remove cap from vial and set aside



3) Open envelope from the side opposite of the soft tip



4) Remove swab




5) While separating the labia with one hand, use the other hand to hold the plastic swab shaft between your thumb and forefinger and insert the soft tip of the swab into your vagina approximately 4-5 cm (about the length of your little finger). Move the swab for 10-20 seconds in a circular motion, attempting to touch all walls of the vagina

NOTE: If the swab is dropped, please ask for a new swab and repeat the entire process above.



6) Insert swab into vial (hold upright)



7) Bend back and forth, then place finger on bent shaft so swab does not come out. Break off swab shaft. (Swab stays in vial)



8) Put cap back on the vial, wash hands again, and give vial to clinical staff